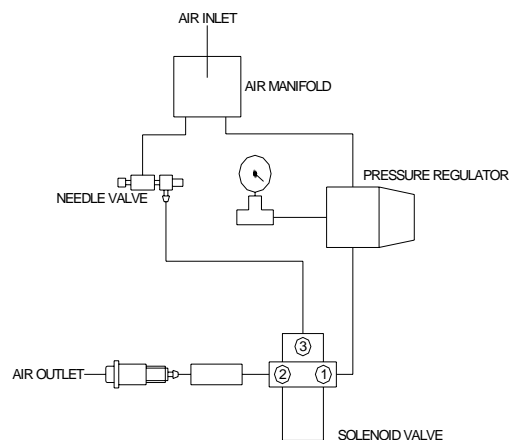
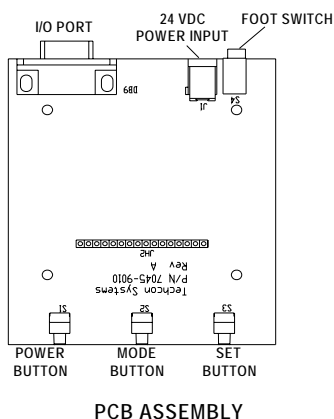
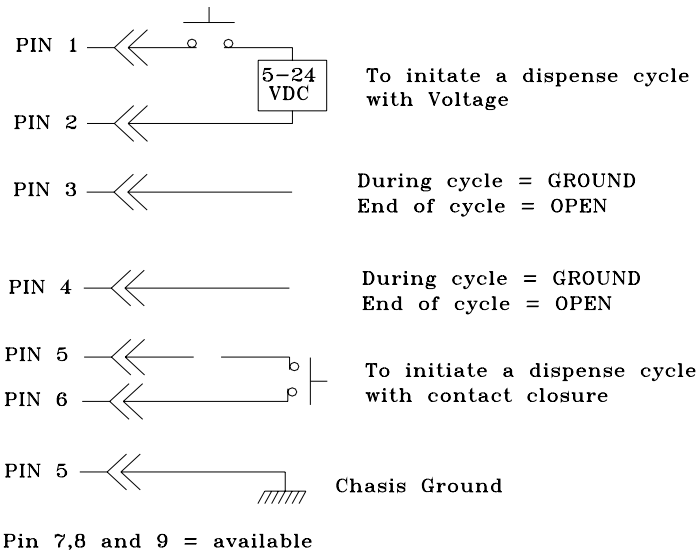




TSD500-48	Regulator, Air 0 - 15 psi
TSD600-41	Vacuum Gauge, 0 - 15 PSI/1-1 Bar
2900-0013	LCD, 16x2 with Back Light
7045-9010	PCBA, DX300
INTFKIT	Internal Fitting/Tubing Kit
TSD500-30	Regulator, Air 0 - 100 psi
TSD210-3	Valve, Needle
TSD201-22	Check valve
9000-000-008	Vacuum Venturi
TSD600-26	Pressure Gauge
535	Coupler, Panel Mt. Quick Disc. Assy. Black
TSD1121-22	Knob, Small
TSD1121-23	Knob, Large

## I/O Configuration and End of Cycle Switch

Upon completion of a dispense cycle, an open collector circuit closes and remains closed until the next dispense cycle. This circuit can be used to signal back to a host computer, start another device in sequence, or drive any other operations that need to be tied to the completion of the dispense cycle. Upon closure, (end of dispense cycle), power from an external source is allowed to pass through the circuit to operate a 5 to 24 VDC load. Power consumption must not exceed 250 mA. The load could be a relay, solenoid, counter, LED, or any device that will operate within a 5 to 24 VDC range and a maximum of 250 mA.



PNEUMATIC DIAGRAM